

BRIGHT ROCK Funds

Quality Large Cap

Institutional Class – BQLCX
Investor Class – BQLIX
As of December 31, 2018

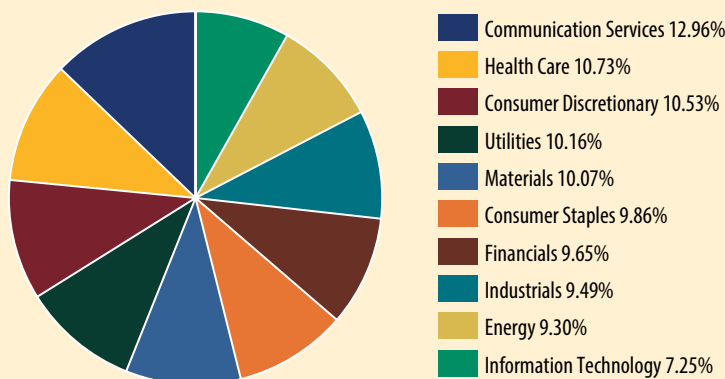
INVESTMENT STRATEGY

When it comes to selecting an investment manager, process is everything. Since inception our process has remained steadfast. Specifically, at our firm:

- We believe equal exposure across sectors offers attractive risk adjusted returns;
- We believe owning a smaller portfolio of great companies is better than a larger portfolio of good companies;
- We believe higher quality companies can offer better risk adjusted returns than lower quality companies;
- We believe in differentiating between great companies and great companies at attractive valuations and owning the latter;

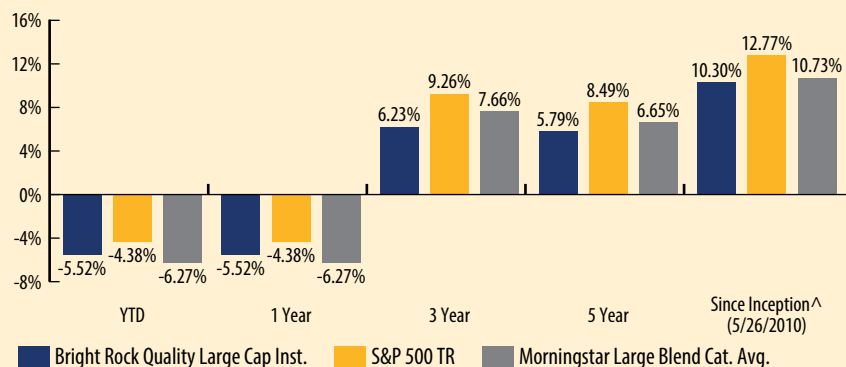
These four tenets are based on years of research, investing experience and refinement. We realize without a disciplined and consistent process, track records are meaningless. In the end, process is everything.

SECTOR ALLOCATION (GICS¹)



¹Global Industry Classification Standard is the exclusive property of MSCI, Inc. and Standard & Poors Financial Services LLC and is licensed for use by U.S. Bancorp Fund Services, LLC.

PERFORMANCE *as of December 31, 2018*



[^] Since Inception returns are as of the Fund's Institutional Class inception date. Institutional Class shares of the Fund commenced operations on May 26, 2010. Investor Class shares of the Fund commenced operations on January 17, 2012. The 1 year return for the Investor Class is -5.76%. The Since Inception return of the Investor Class is 10.01%. Performance shown for Investor Class shares prior to its inception reflects the performance of Institutional Class shares.

Performance data quoted represents past performance and does not guarantee future results. The investment return and principal value of an investment will fluctuate so that an investor's shares, when redeemed, may be worth more or less than their original cost. Current performance of the fund may be lower or higher than the performance quoted. Performance data current to the most recent month-end may be obtained by calling 1.866.273.7223.

FUND STATISTICS

	BQLCX	BQLIX
Inception Date	5/26/2010	1/17/12
Expense Ratio	0.89%	1.21%
Portfolio Date	12/31/2018	12/31/2018
Morningstar Rating Overall	★★	★★
Minimum Investment	\$100,000	\$5,000
Subsequent Investment	\$5,000	\$1,000

2-Star and 2-Star Overall Morningstar Rating™ (BQLCX) (BQLIX) as of 12/31/18 out of 1,208 and 1,071 Large Blend Category.

The Overall Morningstar Rating™ for a fund is derived from a weighted average of the fund's three- and five-year Morningstar Ratings™ metrics, which are based on risk-adjusted return performance.

TOP 10 HOLDINGS

as of December 31, 2018

Company Name	Sector	Portfolio Weighting %
Verizon Communications, Inc.	Comm. Services	4.77
Wells Fargo & Co.	Financials	3.80
Alphabet, Inc. - Class A	Comm. Services	3.66
Union Pacific Corp.	Industrials	3.50
Chevron Corp.	Energy	3.45
PepsiCo, Inc.	Cons. Staples	3.40
CVS Health Corp.	Health Care	3.32
Schlumberger Ltd.	Energy	3.26
O'Reilly Automotive, Inc.	Consumer Disc.	3.26
NextEra Energy, Inc.	Utilities	3.05

Fund holdings, sector allocations and other characteristics are subject to change at any time and are not recommendations to buy or sell any security.

PORTFOLIO MANAGERS

DOUGLAS S. BUTLER, CFA since 5/26/2010

DAVID B. SMITH, CFA since 5/26/2010

BRIGHT ROCK Funds

Quality Large Cap

Institutional Class – BQLCX

Investor Class – BQLIX

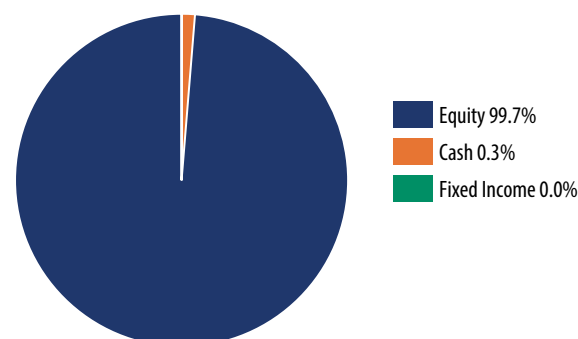
As of December 31, 2018

Fund Facts

	Fund	S&P 500 Index
Upside Capture	87.06%	100.00%
Downside Capture	91.58%	100.00%
Tracking Error	3.24%	0.00%
Standard Deviation	11.36	12.05
Alpha	-0.97	0.00
Beta	0.91	1.00
Sharpe Ratio	0.89	1.01
Active Share	78.66%	0.00%
Fund Size (\$M) USD	\$211.1	NA
# of Stock Holdings (Long)	38	505
Avg. Market Cap (\$M) (Long) USD	\$99,557.81	\$93,688.30

Asset Allocation*

as of December 31, 2018



*Percentages are of total investments.

Important Disclosures

Alpha: A statistic that measures the difference between the Fund's actual returns and its expected performance, given its level of risk as measured by beta. The difference is expressed as an annual percentage. **Average Market Cap:** The mean market capitalization (value of outstanding shares) of a basket of stocks, taking into account the relative weight of each investment. **Beta:** A statistic that measures the volatility of the fund, as compared to that of the overall market. **Sharpe** The sharpe ratio is calculated by subtracting the risk-free rate, such as that of the 10-year U.S. Treasury bond from the rate of return for a portfolio and dividing the result by the standard deviation of the portfolio returns. **Standard Deviation:** A statistical measure of portfolio risk used to measure variability of total return around an average, over a specified period of time. The greater the standard deviation over the period, the wider the variability or range of returns and hence, the greater the fund's volatility. **Tracking Error:** A divergence between the price behavior of a position or a portfolio and the price behavior of a benchmark. This is often in the context of a hedge or mutual fund that did not work as effectively as intended, creating an unexpected profit or loss instead. **Upside/Downside Market Capture** measures a manager's performance in up/down markets relative to the fund's benchmark. **Active Share:** Represents the proportion of portfolio holdings that differ from those in the benchmark index.

The Fund's investment objectives, risks, charges, and expenses must be considered carefully before investing. The prospectus and summary prospectus contain this and other important information about the investment company, and it may be obtained by calling 1.866.273.7223, or visiting www.brightrockfunds.com. Read them carefully before investing.

Mutual fund investing involves risk. Principal loss is possible. Investments in mid cap companies can involve additional risks such as limited liquidity and greater volatility. Investments in foreign securities can exhibit greater volatility and additional risks include political, economic, and currency risks as well as differences in accounting methods. These risks can be greater for investments in emerging markets. ETF investments involve additional risks such as the market price trading at a discount to its net asset value, an active secondary trading market may not develop or be maintained or trading may be halted by the exchange in which they trade, which may impact the Fund's ability to sell its shares. Derivatives, such as options and futures, involve risks different, and in certain cases, greater than the risks presented by more traditional investments. Short selling of securities may result in the Fund's investment performance suffering if it is required to close out a short position earlier than it had intended. Growth stocks may be more sensitive to changes in current or expected earnings than the prices of other stocks. Value stocks may perform differently from the market as a whole and may continue to be undervalued by the market for long periods of time.

©2018 Morningstar. All Rights Reserved. The information, data, analyses and opinions contained herein (1) include the confidential and proprietary information of Morningstar, (2) may include, or be derived from, account information provided by your financial advisor which cannot be verified by Morningstar, (3) may not be copied or redistributed, (4) do not constitute investment advice offered by Morningstar, (5) are provided solely for informational purposes and therefore are not an offer to buy or sell a security, and (6) are not warranted to be correct, complete or accurate. Except as otherwise required by law, Morningstar shall not be responsible for any trading decisions, damages or other losses resulting from, or related to, this information, data, analyses or opinions or their use. This report is supplemental sales literature. If applicable it must be preceded or accompanied by a prospectus, or equivalent, and disclosure statement.

The Morningstar Rating™ for funds, or "star rating", is calculated for managed products (including mutual funds, variable annuity and variable life subaccounts, exchange-traded funds, closed-end funds, and separate accounts) with at least a three-year history. Exchange-traded funds and open-ended mutual funds are considered a single population for comparative purposes. It is calculated based on a Morningstar Risk-Adjusted Return measure that accounts for variation in a managed product's monthly excess performance, placing more emphasis on downward variations and rewarding consistent performance. The top 10% of products in each product category receive 5 stars, the next 22.5% receive 4 stars, the next 35% receive 3 stars, the next 22.5% receive 2 stars, and the bottom 10% receive 1 star. The Overall Morningstar Rating™ for a managed product is derived from a weighted average of the performance figures associated with its three-, five-, and 10-year (if applicable) Morningstar Rating™ metrics. The weights are: 100% three-year rating for 36-59 months of total returns, 60% five-year rating/40% three-year rating for 60-119 months of total returns, and 50% 10-year rating/30% five-year rating/20% three-year rating for 120 or more months of total returns. While the 10-year overall star rating formula seems to give the most weight to the 10-year period, the most recent three-year period actually has the greatest impact because it is included in all three rating periods. The Quality Large Cap Fund (BQLCX) (BQLIX) received 2 stars and 2 stars among the following numbers of Large Blend Category funds over the following time periods: 1,208 and 1,071 in the last three- and five-year periods respectively ending 12/31/2018. Performance for Investor Class shares prior to its inception reflects the performance of Institutional Class shares.

Fund holdings and sector allocations are subject to changes at any time and should not be considered a recommendation to buy or sell any security.

The S&P 500 Index is a broad based unmanaged index of 500 stocks, which is widely recognized as representative of the equity market in general. One cannot invest in an index.

Each Morningstar Category Average is representative of funds with similar investment objectives.

Diversification does not assure a profit nor protect against loss in a declining market.

Bright Rock Funds are distributed by Quasar Distributors, LLC.